









PROFESSIONAL

INSTALLED PRODUCT REFERENCE GUIDE













## SURFACE-MOUNT LOUDSPEAKERS






	FreeSpace		DesignMax				
	FS2SE	FS4SE	DM3SE	DM5SE	DM6SE	DM8S	DM10S-SUB
							
<b>Driver Components</b>	1 × 2.25-inch full-range	1 × 4.5-inch full-range	1 × 0.75-inch tweeter 1 × 3.25-inch woofer	1 × 1-inch tweeter 1 × 5.25-inch woofer	1 × 1.25-inch tweeter 1 × 6.5-inch woofer	1 × 1-inch compression driver 1 × 8-inch woofer	1 × 10-inch woofer
<b>Power Handling</b> (Long-term)	20 W	50 W	30 W	60 W	125 W	150 W	300 W
<b>Sensitivity</b> (SPL/1 W @ 1 m)	87 dB	89 dB	86 dB	89 dB	90 dB	93 dB	90 dB
<b>Max SPL</b> (SPL/1 W @ 1 m)	100 dB	106 dB	101 dB	107 dB	111 dB	115 dB	115 dB
<b>Freq Response</b> (-3 dB) <b>Freq Range</b> (-10 dB)	95 Hz – 16 kHz 83 Hz – 19 kHz	80 Hz – 16 kHz 70 Hz – 17 kHz	85 Hz – 20 kHz 75 Hz – 20 kHz	73 Hz – 17 kHz 65 Hz – 20 kHz	70 Hz – 20 kHz 59 Hz – 20 kHz	60 Hz – 20 kHz 52 Hz – 20 kHz	41 Hz – 108 Hz 35 Hz – 125 Hz
<b>Nominal Impedance</b>	16 Ω in bypass, multiple transformer taps for 70V/100V operation; highest tap, 16W	8 Ω in bypass, multiple transformer taps for 70V/100V operation; highest tap, 40W	8 Ω in bypass, multiple transformer taps for 70V/100V operation; highest tap, 25W	8 Ω in bypass, multiple transformer taps for 70V/100V operation; highest tap, 50W	8 Ω in bypass, multiple transformer taps for 70V/100V operation; highest tap, 80W	8 Ω in bypass, multiple transformer taps for 70V/100V operation; highest tap, 80W	8 Ω in bypass, multiple transformer taps for 70V/100V operation; highest tap, 150W
<b>Coverage</b> (H × V, or Conical) 1 kHz – 4 kHz Average	145° × 140°	130° × 125°	140° conical	135° conical	125° conical	130° conical	Omnidirectional
<b>Acoustic Technology</b>	—	—	Dispersion alignment system	Dispersion alignment system	Dispersion alignment system	Coaxial compression driver & woofer	—
<b>Dimensions</b> (H × W × D)	182 × 113 × 114 mm 7.1 × 4.4 × 4.5 in	254 × 171 × 174 mm 10.0 × 6.7 × 6.8 in	232 × 154 × 155 mm 9.1 × 6.1 × 6.1 in	286 × 192 × 197 mm 11.2 × 7.5 × 7.7 in	340 × 222 × 229 mm 13.4 × 8.7 × 9.0 in	395 × 249 × 255 mm 15.6 × 9.8 × 10.0 in	502 × 316 × 323 mm 19.8 × 12.5 × 12.7 in
<b>Net Weight</b>	1.43 kg (3.15 lb)	3.08 kg (6.8 lb)	2.5 kg (5.6 lb)	4.38 kg (9.7 lb)	5.93 kg (13.1 lb)	10.3 kg (22.8 lb)	16.1 kg (35.5 lb)
<b>Color Options</b>	Black or white	Black or white	Black or white	Black or white	Black or white	Black or white	Black or white
<b>Environmental</b>	IP55 outdoor, optional aluminum grille	IP55 outdoor, optional aluminum grille	IP55 outdoor, included aluminum grille	IP55 outdoor, included aluminum grille	IP55 outdoor, included aluminum grille	Indoor	Indoor
<b>Installation Technology</b>	—	—	QuickHold; horizontal or vertical installation; repeatable angles	QuickHold; horizontal or vertical installation; repeatable angles	QuickHold; horizontal or vertical installation; repeatable angles	QuickHold; horizontal or vertical installation; repeatable angles; magnetically attaching grille	QuickHold; horizontal or vertical installation
<b>Installation Accessories</b>	Included: wall- & ceiling-mount U-bracket Optional: aluminum grille, wall-mount pan-&-tilt bracket, CMB S2 Ceiling Mount Bracket	Included: wall- & ceiling-mount U-bracket Optional: aluminum grille, wall-mount pan-&-tilt bracket, CMB S2 Ceiling Mount Bracket	Included: wall- & ceiling-mount U-bracket Optional: wall-mount pan-&-tilt bracket, CMB S2 Ceiling Mount Bracket	Included: wall- & ceiling-mount U-bracket Optional: wall-mount pan-&-tilt bracket, CMB S2 Ceiling Mount Bracket	Included: wall- & ceiling-mount U-bracket Optional: wall-mount pan-&-tilt bracket, CMB S2 Ceiling Mount Bracket	Included: wall- & ceiling-mount U-bracket Optional: wall-mount pan-&-tilt bracket	Included: wall- & ceiling-mount U-bracket
<b>Certifications</b>	EN 54-24 for voice alarm systems, UL 1480 UUMW, ULC-S541 for fire alarm & signaling	EN 54-24 for voice alarm systems, UL 1480 UUMW, ULC-S541 for fire alarm & signaling	UL 1480A	UL 1480A	UL 1480A	UL 1480A	UL 1480A
<b>Product Codes</b>	841151-0310 (black, pair) 841151-0410 (white, pair)	841155-0310 (black, pair) 841155-0410 (white, pair)	829712-0110 (black, pair) 829712-0210 (white, pair)	829705-0110 (black, pair) 829705-0210 (white, pair)	829682-0110 (black, pair) 829682-0210 (white, pair)	801332-0110 (black) 801332-0210 (white)	831856-0110 (black) 831856-0210 (white)



# IN-CEILING LOUDSPEAKERS









	FreeSpace		DesignMax					EdgeMax		
	FS2C	FS4CE	DM2C-LP	DM3C	DM5C	DM6C	DM8C	DM8C-SUB	EM90	EM180
										
<b>Driver Components</b>	1 × 2.25-inch full-range	1 × 4.5-inch full-range	1 × 2.5-inch full-range	1 × 0.75-inch tweeter 1 × 3.25-inch woofer	1 × 1-inch tweeter 1 × 5.25-inch woofer	1 × 1.25-inch tweeter 1 × 6.5-inch woofer	1 × 1-inch compression driver 1 × 8-inch woofer	1 × 8-inch woofer	1 × 1-inch compression driver 1 × 8-inch woofer	1 × 1-inch compression driver 1 × 8-inch woofer
<b>Power Handling</b> (Long-term)	20 W	50 W	20 W	30 W	60 W	125 W	150 W	180 W	150 W	150 W
<b>Sensitivity</b> (SPL / 1 W @ 1 m)	86 dB	88 dB	84 dB	83 dB	87 dB	88 dB	91 dB	89 dB	96 dB	93 dB
<b>Max SPL</b> (SPL / 1 W @ 1 m)	99 dB	105 dB	97 dB	98 dB	105 dB	109 dB	113 dB	112 dB	118 dB	115 dB
<b>Freq Response</b> (-3 dB) <b>Freq Range</b> (-10 dB)	95 Hz – 16 kHz 83 Hz – 19 kHz	80 Hz – 16 kHz 70 Hz – 17 kHz	95 Hz – 18 kHz 85 Hz – 19 kHz	85 Hz – 19 kHz 75 Hz – 20 kHz	73 Hz – 17 kHz 65 Hz – 20 kHz	70 Hz – 20 kHz 59 Hz – 20 kHz	60 Hz – 20 kHz 52 Hz – 20 kHz	45 Hz – 117 Hz 38 Hz – 155 Hz	50 Hz – 18 kHz 45 Hz – 20 kHz	50 Hz – 18 kHz 45 Hz – 20 kHz
<b>Nominal Impedance</b>	16 Ω in bypass, multiple transformer taps for 70V/100V operation; highest tap, 16W	8 Ω in bypass, multiple transformer taps for 70V/100V operation; highest tap, 40W	16 Ω in bypass, multiple transformer taps for 70V/100V operation; highest tap, 9W	8 Ω in bypass, multiple transformer taps for 70V/100V operation; highest tap, 25W	8 Ω in bypass, multiple transformer taps for 70V/100V operation; highest tap, 50W	8 Ω in bypass, multiple transformer taps for 70V/100V operation; highest tap, 80W	8 Ω in bypass, multiple transformer taps for 70V/100V operation; highest tap, 80W	8 Ω in bypass, multiple transformer taps for 70V/100V operation; highest tap, 150W	8 Ω in bypass, multiple transformer taps for 70V/100V operation; highest tap, 80W	8 Ω in bypass, multiple transformer taps for 70V/100V operation; highest tap, 80W
<b>Coverage</b> (H × V, or Conical) 1 kHz – 4 kHz Average	150° conical	145° conical	150° conical	135° conical	130° conical	120° conical	135° conical	Omnidirectional	90° × 75° (vertical referenced to wall)	180° × 75° (vertical referenced to wall)
<b>Acoustic Technology</b>	—	—	—	Dispersion alignment system	Dispersion alignment system	Dispersion alignment system	Coaxial compression driver & woofer	—	PhaseGuide technology	PhaseGuide technology
<b>Dimensions</b> (∅ × total D × ceiling D)	182 × 132 × 125 mm 7.2 × 5.2 × 4.9 in	272 × 172 × 163 mm 10.7 × 6.8 × 6.4 in	198 × 110 × 99 mm 7.8 × 4.3 × 3.9 in	255 × 154 × 144 mm 10.0 × 6.0 × 5.7 in	303 × 205 × 192 mm 11.9 × 8.1 × 7.6 in	356 × 239 × 223 mm 14.0 × 9.4 × 8.8 in	409 × 255 × 240 mm 16.1 × 10.0 × 9.4 in	409 × 255 × 240 mm 16.1 × 10.0 × 9.4 in	390 × 249 × 236 mm 15.4 × 9.8 × 9.3 in (across square face × total D × ceiling D)	390 × 249 × 236 mm 15.4 × 9.8 × 9.3 in (across square face × total D × ceiling D)
<b>Net Weight</b>	1.63 kg (3.6 lb)	3.47 kg (7.65 lb)	1.6 kg (3.6 lb)	2.68 kg (5.9 lb)	4.45 kg (9.6 lb)	6.5 kg (14.3 lb)	9.6 kg (21.1 lb)	9.9 kg (21.9 lb)	10.1 kg (22.2 lb)	10.1 kg (22.2 lb)
<b>Grille Color Options</b>	Black or white	Black or white	Black or white	Black or white	Black or white	Black or white	Black or white	Black or white	White with optional black grille	White with optional black grille
<b>Environmental</b>	Indoor	IP55 outdoor	Indoor	Indoor	Indoor	Indoor	Indoor	Indoor	Indoor	Indoor
<b>Installation Technology</b>	—	—	QuickHold; magnetically attaching grille; minimum bezel; removable logo	QuickHold; magnetically attaching grille; minimum bezel; removable logo	QuickHold; magnetically attaching grille; minimum bezel; removable logo	QuickHold; magnetically attaching grille; minimum bezel; removable logo	QuickHold; magnetically attaching grille; minimum bezel; removable logo	QuickHold; magnetically attaching grille; minimum bezel; removable logo	—	—
<b>Installation Accessories</b>	Included: hole template Optional: tile bridges (6-pack), rough-in pans (6-pack), retrofit kit	Included: hole template Optional: tile bridges (6-pack), rough-in pans (6-pack), retrofit kit, aluminum grille	Included: tile bridges, hole template Optional: rough-in pans (6-pack)	Included: tile bridges, hole template Optional: rough-in pans (6-pack)	Included: tile bridges, hole template Optional: rough-in pans (6-pack)	Included: tile bridges, hole template Optional: rough-in pans (6-pack)	Included: tile bridge, hole template Optional: rough-in pans (6-pack)	Included: tile bridge, hole template Optional: rough-in pans (6-pack)	Included: tile bridge, hole template Optional: rough-in pans (6-pack)	Included: tile bridge, hole template Optional: rough-in pans (6-pack)
<b>Certifications</b>	EN 54-24 for voice alarm systems, UL 1480 UUMW, ULC-S541 for fire alarm & signaling, UL 2043	EN 54-24 for voice alarm systems, UL 1480 UUMW, ULC-S541 for fire alarm & signaling, UL 2043	UL 1480A, UL 2043	UL 1480A, UL 2043	UL 1480A, UL 2043	UL 1480A, UL 2043	UL 1480A, UL 2043	UL 1480A, UL 2043	UL 1480A, UL 2043	UL 1480A, UL 2043
<b>Product Codes</b>	841153-0310 (black, pair) 841153-0410 (white, pair)	841156-0310 (black, pair) 841156-0410 (white, pair)	815011-0110 (black, pair) 815011-0210 (white, pair)	829708-0110 (black, pair) 829708-0210 (white, pair)	829683-0110 (black, pair) 829683-0210 (white, pair)	829679-0110 (black, pair) 829679-0210 (white, pair)	802080-0110 (black) 802080-0210 (white)	829380-0110 (black) 829380-0210 (white)	778844-0220 (white) 788330-0110 (black grille only)	777189-0220 (white) 788330-0110 (black grille only)

## PENDANT-MOUNT LOUDSPEAKERS









	FreeSpace	DesignMax			
	FS2P	DM3P	DM5P	DM6PE	DM10P-SUB
					
<b>Driver Components</b>	1 × 2.25-inch full-range	1 × 0.75-inch tweeter 1 × 3.25-inch woofer	1 × 1-inch tweeter 1 × 5.25-inch woofer	1 × 1.25-inch tweeter 1 × 6.5-inch woofer	1 × 10-inch woofer
<b>Power Handling</b> (Long-term)	20 W	30 W	60 W	125 W	300 W
<b>Sensitivity</b> (SPL / 1 W @ 1 m)	87 dB	84 dB	87 dB	89 dB	85 dB
<b>Max SPL</b> (SPL / 1 W @ 1 m)	100 dB	99 dB	105 dB	110 dB	110 dB
<b>Freq Response</b> (-3 dB) <b>Freq Range</b> (-10 dB)	95 Hz – 16 kHz 83 Hz – 19 kHz	85 Hz – 20 kHz 75 Hz – 20 kHz	80 Hz – 20 kHz 65 Hz – 20 kHz	75 Hz – 20 kHz 62 Hz – 20 kHz	46 Hz – 108 Hz 40 Hz – 125 Hz
<b>Nominal Impedance</b>	16 Ω in bypass, multiple transformer taps for 70V/100V operation; highest tap, 16W	8 Ω in bypass, multiple transformer taps for 70V/100V operation; highest tap, 25W	8 Ω in bypass, multiple transformer taps for 70V/100V operation; highest tap, 50W	8 Ω in bypass, multiple transformer taps for 70V/100V operation; highest tap, 80W	8 Ω in bypass, multiple transformer taps for 70V/100V operation; highest tap, 150W
<b>Coverage</b> (H × V, or Conical) 1kHz – 4 kHz Average	140° conical	130° conical	120° conical	115° conical	Omnidirectional below 200 Hz
<b>Acoustic Technology</b>	—	Dispersion alignment system	Dispersion alignment system	Dispersion alignment system	—
<b>Dimensions</b> (∅ × total D)	149 × 215 mm 5.9 × 8.5 in	207 × 248 mm 8.2 × 9.8 in	259 × 300 mm 10.2 × 11.8 in	308 × 375 mm 12.1 × 14.8 in	400 × 383 mm 15.7 × 15.1 in
<b>Net Weight</b>	1.47 kg (3.25 lb)	2.5 kg (5.5 lb)	4.1 kg (9.1 lb)	5.7 kg (12.5 lb)	8.9 kg (19.7 lb)
<b>Color Options</b>	Black or white	Black or white	Black or white	Black or white	Black or white
<b>Environmental</b>	Indoor	Indoor	Indoor	IP55 outdoor	Indoor
<b>Installation Accessories</b>	Included: 4.5 m (15 ft) adjustable suspension cable systems	Included: 4.5 m (15 ft) adjustable suspension cable systems Optional: threaded rod adapter, conduit adapter, pendant suspension cable (pair)	Included: 4.5 m (15 ft) adjustable suspension cable systems Optional: threaded rod adapter, conduit adapter, pendant suspension cable (pair)	Included: 4.5 m (15 ft) adjustable suspension cable systems, weather-resistant input covers Optional: threaded rod adapter, conduit adapter, pendant suspension cable (pair)	Included: 4.5 m (15 ft) adjustable suspension cable systems Optional: threaded rod adapter, conduit adapter, pendant suspension cable (pair)
<b>Certifications</b>	EN 54-24 for voice alarm systems, UL 1480 UUMW, ULC-S541 for fire alarm & signaling	UL-1480A, UL Listed, NFPA70 & NFPA90-A, CE compliant, UL 2239 for suspension cable	UL-1480A, UL Listed, NFPA70 & NFPA90-A, CE compliant, UL 2239 for suspension cable	UL-1480A, UL Listed, NFPA70 & NFPA90-A, CE compliant, UL 2239 for suspension cable	UL-1480A, UL Listed, NFPA70 & NFPA90-A, CE compliant, UL 2239 for suspension cable
<b>Product Codes</b>	841153-0310 (black, pair) 841153-0410 (white, pair)	841165-0110 (black, pair) 841165-0210 (white, pair)	841166-0110 (black, pair) 841166-0210 (white, pair)	841168-0110 (black, pair) 841168-0210 (white, pair)	835265-0110 (black) 835265-0210 (white)



## SPECIALTY INSTALL LOUDSPEAKERS


	FreeSpace				Column Line Array Modules			
	FreeSpace 3 Flush-Mount Satellite	FreeSpace 3 Surface-Mount Satellite	FreeSpace 3 Series II Acoustimass	FreeSpace 3 Series I Acoustimass	360P Series II	MAI2	MAI2EX	MSAI2X
								
<b>Driver Components</b>	1 × 2.5-inch full-range	1 × 2.5-inch full-range	1 × 5.25-inch woofer	1 × 5.25-inch woofer	1 × 4.5-inch full-range	12 × 2.25-inch full-range	12 × 2.25-inch full-range	12 × 2.25-inch full-range
<b>Power Handling</b> (Long-term)	12 W	12 W	70V/100V: 200 W Low Z: 50 W per channel stereo, 100 W mono	70V/100V: 200 W Low Z: 50 W per channel stereo, 100 W mono	80 W	300 W	150 W	Integrated 12 × 50 W power amplifiers
<b>Sensitivity</b> (SPL/1 W @ 1 m)	84 dB	84 dB	76 dB per channel stereo, 79 dB mono	76 dB per channel stereo, 79 dB mono	87 dB	88 dB	87 dB	—
<b>Max SPL</b> (SPL/1 W @ 1 m)	95 dB	95 dB	96 dB per channel stereo, 102 dB mono	96 dB per channel stereo, 102 dB mono	100 dB	113 dB	112 dB	112 dB
<b>Freq Response</b> (-3 dB) <b>Freq Range</b> (-10 dB)	210 Hz – 16 kHz 170 Hz – 20 kHz	210 Hz – 16 kHz 170 Hz – 20 kHz	50 Hz – 230 Hz 40 Hz – 315 Hz	50 Hz – 230 Hz 40 Hz – 315 Hz	70 Hz – 10 kHz 60 Hz – 15 kHz	155 Hz – 12 kHz 100 Hz – 16 kHz	75 Hz – 13 kHz 58 Hz – 16 kHz	75 Hz – 17 kHz 58 Hz – 18 kHz
<b>Nominal Impedance</b>	6 Ω	6 Ω	6 Ω in bypass, multiple transformer taps for 70V/100V operation; highest tap, 200W	6 Ω in bypass, multiple transformer taps for 70V/100V operation; highest tap, 200W	4 Ω in bypass, multiple transformer taps for 70V/100V operation; highest tap, 80W	8 Ω	8 Ω	—
<b>Coverage</b> (H × V, or Conical) 1kHz – 4 kHz Average	170° conical	170° conical	Omnidirectional	Omnidirectional	360° × 50°	145° × 20°	160° × 20°	160° × 30° (1 module) – 40° (2–3 modules), vertically steerable via software
<b>Acoustic Technology</b>	—	—	—	—	Domed port grille, acoustic diffuser	Column line array	Articulated column line array	Digitally steerable, self-powered, articulated column line array
<b>Dimensions, Flush-Mount</b> (∅ × total D × ceiling D) <b>Dimensions, Surface-Mount</b> (H × W × D)	157 × 134 × 116 mm 6.2 × 5.3 × 4.6 in	77 × 77 × 102 mm 3.0 × 3.0 × 4.0 in	391 × 205 × 190 mm 15.4 × 8.1 × 7.5 in	356 × 191 × 342 mm 14.0 × 7.5 × 13.5 in	379 × 368 mm 14.9 × 14.5 in (total D only)	985 × 105 × 128 mm 38.8 × 4.2 × 5.0 in	985 × 104 × 139 mm 38.8 × 4.1 × 5.5 in	984 × 106 × 206 mm 38.7 × 4.2 × 7.1 in
<b>Net Weight</b>	0.9 kg (1.9 lb)	0.8 kg (1.8 lb)	6.4 kg (14.0 lb)	7.9 kg (17.5 lb)	6.6 kg (14.5 lb)	8.5 kg (19.0 lb)	9.4 kg (21.0 lb)	14.5 kg (32.0 lb)
<b>Color Options</b>	Black or white (grille)	Black or white	Black or white (grille)	Black or white	Green	Black or white	Black or white	Black or white
<b>Environmental</b>	Indoor	Indoor	Indoor	Indoor	IP35 outdoor	Indoor	IPX5 outdoor	Indoor
<b>Installation Accessories</b>	Optional: tile bridges (6-pack), rough-in pans (6-pack)	Included: wall-mount brackets	Optional: tile bridges (6-pack), rough-in pans (6-pack)	—	—	Optional: wall-mount pitch lock bracket, wall-mount bi-pivot bracket, wall-mount pitch only bracket, coupling bracket, transformer for 70V/100V operation	Optional: wall-mount pitch lock bracket, wall-mount bi-pivot bracket, wall-mount pitch only bracket, coupling bracket, transformer for 70V/100V operation	Included: wall-mount bracket sets, interconnect bracket, yaw bracket
<b>Certifications</b>	UL 1480 (UEAY), UL 2043 with plenum cover accessory	UL 1480 (UEAY)	UL 1480 (UEAY), UL 2043 with plenum cover accessory	UL 1480 (UEAY)	—	—	—	—
<b>Product Codes</b>	040150 (black, pair) 040149 (white, pair)	040144 (black, pair) 040143 (white, pair)	040148 (black) 040147 (white)	040146 (black) 040145 (white)	040151	040189 (black) 040188 (white)	317302-0100 (black) 317302-0200 (white)	787856-1110 (US, black), 787856-1210 (US, white) 787856-2110 (EU, black), 787856-2210 (EU, white) 787856-3110 (JP, black), 787856-3210 (JP, white) 787856-4110 (UK, black), 787856-4210 (UK, white) 787856-5110 (AU, black), 787856-5210 (AU, white)


# POINT-SOURCE INSTALL LOUDSPEAKERS

	AMM			AMU (ArenaMatch Utility)				
	AMM108	AMM112	AMST15	AMU105	AMU108	AMU206	AMU208	MB210-WR
								
<b>Driver Components</b>	1 × 1.7-inch compression driver 1 × 8-inch woofer	1 × 3-inch compression driver 1 × 12-inch woofer	1 × 15-inch high-excursion woofer	1 × Bose Professional EMB2S 2-inch voice-coil compression driver 1 × 5.25-inch woofer	1 × Bose Professional EMB2S 2-inch voice-coil compression driver 1 × 8-inch woofer	1 × Bose Professional EMB2S 2-inch voice-coil compression driver 2 × 6-inch woofer	1 × Bose Professional EMB2S 2-inch voice-coil compression driver 2 × 8-inch woofer	2 × 10-inch woofer
<b>Power Handling</b> (Long-term)	150 W	300 W passive 300 W LF bi-amp 45 W HF bi-amp	500 W	150 W	250 W	300 W	400 W	625 W
<b>Sensitivity</b> (SPL/1 W @ 1 m)	94 dB	96 dB	96 dB (half-space)	90 dB	91 dB	91 dB	95 dB	90 dB
<b>Max SPL</b> (SPL/1 W @ 1 m)	116 dB	121 dB	123 dB (half-space)	111 dB	115 dB	116 dB	121 dB	118 dB
<b>Freq Response</b> (-3 dB) <b>Freq Range</b> (-10 dB)	88 Hz – 17 kHz 75 Hz – 20 kHz	70 Hz – 18 kHz 60 Hz – 20 kHz	40 Hz – 100 Hz 35 Hz – 130 kHz	100 Hz – 16 kHz 90 Hz – 18 kHz	90 Hz – 16 kHz 80 Hz – 18 kHz	90 Hz – 16 kHz 80 Hz – 18 kHz	80 Hz – 16 kHz 70 Hz – 18 kHz	40 Hz – 180 Hz 37 Hz – 270 Hz
<b>Nominal Impedance</b>	8 Ω passive	8 Ω, passive 8 Ω + 8 Ω bi-amp	8 Ω	8 Ω in bypass, multiple transformer taps for 70V/100V operation; highest tap, 80W	8 Ω in bypass, multiple transformer taps for 70V/100V operation; highest tap, 80W	8 Ω in bypass, multiple transformer taps for 70V/100V operation; highest tap, 80W	8 Ω in bypass, multiple transformer taps for 70V/100V operation; highest tap, 80W	8 Ω
<b>Coverage</b> (H × V) 1kHz – 4 kHz Average	110° × 60°	110° × 60°	Omnidirectional	100° × 100°	90° × 60° rotatable	120° × 60° rotatable	90° × 60° rotatable	Omnidirectional
<b>Dimensions</b> (H × W × D)	318 × 318 × 268 mm 12.5 × 12.5 × 10.5 in	457 × 457 × 383 mm 18.0 × 18.0 × 15.0 in	470 × 470 × 508 mm 18.5 × 18.5 × 20.0 in	152 × 304 × 190 mm 6.0 × 12.0 × 7.5 in	235 × 470 × 262 mm 9.3 × 18.5 × 10.3 in	191 × 552 × 234 mm 7.5 × 21.8 × 9.2 in	235 × 686 × 262 mm 9.3 × 27.0 × 10.3 in	291 × 659 × 450 mm 11.5 × 26.0 × 17.7 in
<b>Net Weight</b>	13.04 kg (28.75 lb)	22.04 kg (48.6 lb)	28.39 kg (62.6 lb)	7.5 kg (16.5 lb)	12.6 kg (27.7 lb)	13.8 kg (30.5 lb)	19.5 kg (43.0 lb)	19.4 kg (42.8 lb) 23.0 kg (50.6 lb) with U-bracket
<b>Color Options</b>	Black	Black	Black	Black or white	Black or white	Black or white	Black or white	Black or white
<b>Environmental</b>	IP43 outdoor, upright position only	IP43 outdoor, upright position only	Indoor	IP55 outdoor	IP55 outdoor	IP55 outdoor	IP55 outdoor	IP55 outdoor
<b>Installation Accessories</b>	Optional: U-bracket; suspension bracket; pan-and-tilt bracket	Optional: U-bracket; suspension bracket	—	Included: stainless-steel U-bracket Optional: pan-and-tilt bracket	Included: stainless-steel U-bracket Optional: pan-and-tilt bracket	Included: stainless-steel U-bracket Optional: pan-and-tilt bracket	Included: stainless-steel U-bracket Optional: pan-and-tilt bracket	Included: stainless-steel U-bracket
<b>Certifications</b>	—	—	—	EN 54-24 for voice alarm systems	EN 54-24 for voice alarm systems	EN 54-24 for voice alarm systems	EN 54-24 for voice alarm systems	—
<b>Product Codes</b>	843160-0110	843161-0110	843163-0110	811433-0110 (black) 811433-0210 (white)	811434-0110 (black) 811434-0210 (white)	811435-0110 (black) 811435-0210 (white)	811436-0110 (black) 811436-0210 (white)	811432-0110 (black) 811432-0210 (white)



# ARRAYABLE INSTALL LOUDSPEAKERS

AM (ArenaMatch)									
AM10			AM20			AM40			
									
	AM10/60	AM10/80	AM10/100	AM20/60	AM20/80	AM20/100	AM40/60	AM40/80	AM40/100
<b>Driver Components</b>	6 × Bose Professional EMB2S titanium-diaphragm, neodymium compression drivers 1 × Bose Professional LF14 neodymium 14-inch woofer			6 × Bose Professional EMB2S titanium-diaphragm, neodymium compression drivers 1 × Bose Professional LF14 neodymium 14-inch woofer			6 × Bose Professional EMB2S titanium-diaphragm, neodymium compression drivers 1 × Bose Professional LF14 neodymium 14-inch woofer		
<b>Power Handling</b> (Long-term)	750 W passive 600 W LF + 150 W HF bi-amp			750 W passive 600 W LF + 150 W HF bi-amp			750 W passive 600 W LF + 150 W HF bi-amp		
<b>Sensitivity</b> (SPL/1 W @ 1 m)	100 dB passive 94 dB LF bi-amp 107 dB HF bi-amp	99 dB passive 94 dB LF bi-amp 106 dB HF bi-amp	98 dB passive 94 dB LF bi-amp 105 dB HF bi-amp	99 dB passive 94 dB LF bi-amp 106 dB HF bi-amp	89 dB passive 94 dB LF bi-amp 105 dB HF bi-amp	97 dB passive 94 dB LF bi-amp 104 dB HF bi-amp	98 dB passive 94 dB LF bi-amp 103 dB HF bi-amp	97 dB passive 94 dB LF bi-amp 102 dB HF bi-amp	96 dB passive 94 dB LF bi-amp 101 dB HF bi-amp
<b>Max SPL</b> (SPL/1 W @ 1 m)	129 dB passive 122 dB LF bi-amp 129 dB HF bi-amp	128 dB passive 122 dB LF bi-amp 128 dB HF bi-amp	127 dB passive 122 dB LF bi-amp 127 dB HF bi-amp	128 dB passive 122 dB LF bi-amp 128 dB HF bi-amp	127 dB passive 122 dB LF bi-amp 127 dB HF bi-amp	126 dB passive 122 dB LF bi-amp 126 dB HF bi-amp	127 dB passive 122 dB LF bi-amp 125 dB HF bi-amp	126 dB passive 122 dB LF bi-amp 124 dB HF bi-amp	125 dB passive 122 dB LF bi-amp 123 dB HF bi-amp
<b>Freq Response</b> (-3 dB) <b>Freq Range</b> (-10 dB)	65 Hz – 16 kHz 55 Hz – 18 kHz			65 Hz – 16 kHz 55 Hz – 18 kHz			65 Hz – 16 kHz 55 Hz – 18 kHz		
<b>Nominal Impedance</b>	8 Ω passive 8 Ω + 8 Ω bi-amp			8 Ω passive 8 Ω + 8 Ω bi-amp			8 Ω passive 8 Ω + 8 Ω bi-amp		
<b>Coverage</b> (H × V) 1kHz – 4 kHz Average	60° × 10°	80° × 10°	100° × 10°	60° × 20°	80° × 20°	100° × 20°	60° × 40°	80° × 40°	100° × 40°
<b>Dimensions</b> (H × W × D)	409 × 783 × 420 mm 6.1 × 30.8 × 16.5 in			437 × 783 × 416 mm 17.2 × 30.8 × 16.4 in			489 × 783 × 400 mm 9.3 × 30.8 × 15.8 in		
<b>Net Weight</b>	36.3 kg (80.0 lb)			36.2 kg (80.0 lb)			34.9 kg (77.0 lb)		
<b>Color Options</b>	Black			Black			Black		
<b>Environmental</b>	IP55 outdoor			IP55 outdoor			IP55 outdoor		
<b>Installation Technology</b>	8 × M12 non-stainless steel threaded inserts (4 per side); 2 × M10 stainless steel threaded inserts (1 per side); 2 × M6 stainless steel threaded inserts (1 per side); 1 × M10 stainless steel threaded insert, rear safety connection			8 × M12 non-stainless steel threaded inserts (4 per side); 2 × M10 stainless steel threaded inserts (1 per side); 2 × M6 stainless steel threaded inserts (1 per side); 1 × M10 stainless steel threaded insert, rear safety connection			8 × M12 non-stainless steel threaded inserts (4 per side); 2 × M10 stainless steel threaded inserts (1 per side); 2 × M6 stainless steel threaded inserts (1 per side); 1 × M10 stainless steel threaded insert, rear safety connection		
<b>Installation Accessories</b>	Optional: U-bracket, array suspension kits, waveguide kits			Optional: U-bracket, array suspension kits, waveguide kits			Optional: U-bracket, array suspension kits, waveguide kits		
<b>Certifications</b>	EN 54-24 for voice alarm systems			EN 54-24 for voice alarm systems			EN 54-24 for voice alarm systems		
<b>Product Codes</b>	794042-3350	794042-6650	794042-8850	794042-3360	794042-6660	794042-8860	794042-3380	794042-6680	794042-8880



AM10/80







AM20/80



AM40/80

# ARRAYABLE INSTALL LOUDSPEAKERS

## SM (ShowMatch)

	Array Elements			Subwoofer
	SM5	SM10	SM20	SMS118
				
<b>Driver Components</b>	4 × Bose Professional EMB2S extended-HF neodymium compression driver 2 × Bose Professional SM8 neodymium 8-inch woofer	4 × Bose Professional EMB2S extended-HF neodymium compression driver 2 × Bose Professional SM8 neodymium 8-inch woofer	4 × Bose Professional EMB2S extended-HF neodymium compression driver 2 × Bose Professional SM8 neodymium 8-inch woofer	1 × Bose Professional LF18 neodymium 18-inch, high-excursion woofer
<b>Power Handling</b> (Long-term)	450 W LF + 100 W HF bi-amp	450 W LF + 100 W HF bi-amp	450 W LF + 100 W HF bi-amp	750 W
<b>Sensitivity</b> (SPL/1 W @ 1 m)	94 dB LF bi-amp 107 dB HF bi-amp	94 dB LF bi-amp 106 dB HF bi-amp	94 dB LF bi-amp 105 dB HF bi-amp	98 dB (half-space)
<b>Max SPL</b> (SPL/1 W @ 1 m)	121 dB LF bi-amp 127 dB HF bi-amp	121 dB LF bi-amp 126 dB HF bi-amp	121 dB LF bi-amp 125 dB HF bi-amp	127 dB (half-space)
<b>Freq Response</b> (-3 dB) <b>Freq Range</b> (-10 dB)	69 Hz – 16kHz 59 Hz – 18 kHz	69 Hz – 16kHz 59 Hz – 18 kHz	69 Hz – 16kHz 59 Hz – 18 kHz	32 Hz – 250 Hz 29 Hz – 300 Hz
<b>Nominal Impedance</b>	8 Ω LF + 6 Ω HF bi-amp	8 Ω LF + 6 Ω HF bi-amp	8 Ω LF + 6 Ω HF bi-amp	4 Ω
<b>Coverage</b> (H × V) 1kHz – 4 kHz Average	70° × 5°	100° × 10°	100° × 20°	Omnidirectional
<b>Dimensions</b> (H × W × D)	270 × 793 × 467 mm 410.6 × 31.2 × 18.4 in	282 × 793 × 465 mm 11.1 × 31.2 × 18.3 in	303 × 793 × 461 mm 11.9 × 31.2 × 18.1 in	540 × 765 × 775 mm 21.2 × 30.1 × 30.5 in
<b>Net Weight</b>	30.6 kg (67.5 lb)	29.7 kg (65.5 lb)	29.0 kg (64.0 lb)	61.9 kg (136.5 lb)
<b>Color Options</b>	Black	Black	Black	Black
<b>Environmental</b>	IPx4 outdoor	IPx4 outdoor	IPx4 outdoor	IPx4 outdoor
<b>Installation Technology</b>	Integrated 3-point quick-pin rigging	Integrated 3-point quick-pin rigging	Integrated 3-point quick-pin rigging	4-point quick-pin rigging; 4 × M10 top & 4 × M10 bottom inserts; 35 mm pole cup
<b>Installation Accessories</b>	Included: 100° waveguides Optional: Rigging frames, pullback bar, 55° waveguides, ground stack bracket, short quick pins	Included: 70° waveguides Optional: Rigging frames, pullback bar, ground stack bracket, short quick pins	Included: 70° waveguides Optional: Rigging frames, pullback bar, 120° waveguides, ground stack bracket, short quick pins	Optional: Rigging frames, ground stack bracket, short quick pins, speaker pole-mount adapter
<b>Certifications</b>	—	—	—	—
<b>Product Codes</b>	730999-5540	730999-8850	730999-8860	734302-0110



SM5



SM10










SM20

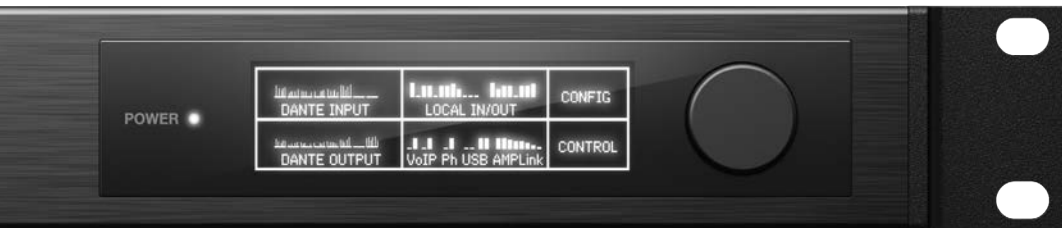


SMS118



# DIGITAL SIGNAL PROCESSORS

	CSP		ControlSpace		ControlSpace Conferencing		
	CSP-428	CSP-1248	ESP-880A	EX-1280	EX-440C	EX-1280C	EX-12AEC
							
Analog Mic/Line Inputs	4	12	8	12	4	12	—
Analog Line Outputs	2	4	8	8	4	4	—
Dante Inputs x Outputs	—	—	—	64 x 64	16 x 16	64 x 64	16 x 16
AmpLink Outputs	8	8	8	8	4	8	—
GPIO Logic Ports	8 x 1	8 x 1	5 x 5	5 x 5	1 x 0	5 x 5	—
DSP Architecture	Fixed configurable	Fixed configurable	Open architecture	Open architecture	Open architecture	Open architecture	Open architecture
Acoustic Echo Cancellation	—	—	—	—	8 channels	12 channels	12 channels
Configuration Software	Onboard web-based UI	Onboard web-based UI	ControlSpace Designer	ControlSpace Designer	ControlSpace Designer	ControlSpace Designer	ControlSpace Designer
Supported Bose Professional Dante Endpoints	—	—	—	EX-4ML, EX-8ML, EX-UH, WP-22B-D	EX-4ML, EX-8ML, EX-UH, WP-22B-D	EX-4ML, EX-8ML, EX-UH, WP-22B-D	EX-4ML, EX-8ML, EX-UH, WP-22B-D
User Controls Supported	ControlSpace Remote, CC-1D, CC-2D, CC-3D	ControlSpace Remote, CC-1D, CC-2D, CC-3D	ControlSpace Remote, CC-1, CC-2, CC-3, CC-1D, CC-2D, CC-3D, CC-16, CC-64	ControlSpace Remote, CC-1, CC-2, CC-3, CC-1D, CC-2D, CC-3D, CC-16, CC-64	ControlSpace Remote, CC-1, CC-2, CC-3, CC-1D, CC-2D, CC-3D, CC-16, CC-64	ControlSpace Remote, CC-1, CC-2, CC-3, CC-1D, CC-2D, CC-3D, CC-16, CC-64	ControlSpace Remote, CC-1, CC-2, CC-3, CC-1D, CC-2D, CC-3D, CC-16, CC-64
Dimensions (Rack Space, H x W x D)	1RU 44 x 483 x 215 mm 1.7 x 19.0 x 8.5 in	1RU 44 x 483 x 215 mm 1.7 x 19.0 x 8.5 in	1RU 44 x 483 x 215 mm 1.7 x 19.0 x 8.5 in	1RU 44 x 483 x 282 mm 1.7 x 19.0 x 11.1 in	1RU 44 x 483 x 282 mm 1.7 x 19.0 x 11.1 in	1RU 44 x 483 x 282 mm 1.7 x 19.0 x 11.1 in	1RU 44 x 483 x 282 mm 1.7 x 19.0 x 11.1 in
Net Weight	2.6 kg (5.8 lb)	2.6 kg (5.8 lb)	2.6 kg (5.8 lb)	3.2 kg (7.1 lb)	3.2 kg (7.1 lb)	3.6 kg (7.3 lb)	2.4 kg (5.3 lb)
Product Codes	808453-1110 (US, 120 V) 808453-2110 (EU, 230 V) 808453-3110 (JP, 100 V) 808453-4110 (UK, 230 V) 808453-5110 (AU, 240 V)	808456-1110 (US, 120 V) 808456-2110 (EU, 230 V) 808456-3110 (JP, 100 V) 808456-4110 (UK, 230 V) 808456-5110 (AU, 240 V)	812862-1110 (US, 120 V) 812862-2110 (EU, 230 V) 812862-3110 (JP, 100 V) 812862-4110 (UK, 230 V) 812862-5110 (AU, 240 V)	834317-1110 (US, 120 V) 834317-2110 (EU, 230 V) 834317-3110 (JP, 100 V) 834317-4110 (UK, 230 V) 834317-5110 (AU, 240 V)	834315-1110 (US, 120 V) 834315-2110 (EU, 230 V) 834315-3110 (JP, 100 V) 834315-4110 (UK, 230 V) 834315-5110 (AU, 240 V)	772234-1110 (US, 120 V) 772234-2110 (EU, 230 V) 772234-3110 (JP, 100 V) 772234-4110 (UK, 230 V) 772234-5110 (AU, 240 V)	834316-1110 (US, 120 V) 834316-2110 (EU, 230 V) 834316-3110 (JP, 100 V) 834316-4110 (UK, 230 V) 834316-5110 (AU, 240 V)












# CONTROLLERS


\* 3 available control panel sizes based on regional standards (US, EU, JP).

	Analog			Digital				
	ControlCenter CC-1*	ControlCenter CC-2*	ControlCenter CC-3*	ControlCenter CC-1D*	ControlCenter CC-2D*	ControlCenter CC-3D*	ControlSpace CC-16	ControlSpace CC-64
<b>Volume Control</b>	1 × rotary knob	1 × rotary knob	1 × rotary knob	1 × rotary-push knob, 15-LED ring	1 × rotary-push knob, 15-LED ring	1 × rotary-push knob, 15-LED ring	Volume +/- buttons	4 × rotary/push knobs, 15-LED ring
<b>Source Selection</b>	—	1 × 2-position knob	1 × 4-position knob	—	1 × rotary-push knob, 2 LEDs	1 × rotary-push knob, 4 LEDs	Select +/- buttons	4 × bank-switch buttons 1 master scene/preset recall rotary-push knob
<b>Display</b>	—	—	—	—	—	—	LCD, backlit blue	LCD, backlit blue
<b>Configuration Software</b>	—	—	—	—	—	—	ControlSpace Designer	ControlSpace Designer
<b>Connectors</b>	2 × RJ-45	2 × RJ-45	1 × RJ-45	1 × RJ-45	1 × RJ-45	1 × RJ-45	1 × 6-pin Euroblock	1 × RJ-45, 1 × 2-pin Euroblock
<b>Color Options</b>	Black or white	Black or white	Black or white	Black or white	Black or white	Black or white	White	White
<b>Dimensions (H × W × D)</b>	US: 105 × 38 × 36 mm 4.1 × 1.5 × 1.4 in EU: 86 × 86 × 36 mm 3.4 × 3.4 × 1.4 in JP: 110 × 42 × 38 mm 4.3 × 1.7 × 1.5 in	US: 105 × 38 × 38 mm 4.1 × 1.5 × 1.45 in EU: 86 × 86 × 38 mm 3.4 × 3.4 × 1.5 in JP: 110 × 42 × 39 mm 4.3 × 1.7 × 1.5 in	US: 105 × 38 × 38 mm 4.1 × 1.5 × 1.5 in EU: 86 × 86 × 38 mm 3.4 × 3.4 × 1.5 in JP: 110 × 42 × 39 mm 4.3 × 1.7 × 1.5 in	US: 105 × 40 × 46 mm 4.1 × 1.8 × 1.8 in EU: 86 × 86 × 43 mm 3.4 × 3.4 × 1.7 in JP: 110 × 42 × 48 mm 4.3 × 1.7 × 1.9 in	US: 105 × 40 × 46 mm 4.1 × 1.8 × 1.8 in EU: 86 × 86 × 43 mm 3.4 × 3.4 × 1.7 in JP: 110 × 42 × 48 mm 4.3 × 1.7 × 1.9 in	US: 105 × 40 × 46 mm 4.1 × 1.8 × 1.8 in EU: 86 × 86 × 43 mm 3.4 × 3.4 × 1.7 in JP: 110 × 42 × 48 mm 4.3 × 1.7 × 1.9 in	121 × 118 × 37 mm 4.8 × 4.7 × 1.5 in	137 × 282 × 51 mm 5.4 × 11.1 × 2.0 in
<b>Product Codes</b>	768932-0110 (black, US) 768932-0210 (white, US) 768932-2110 (black, EU) 768932-2210 (white, EU) 768932-3110 (black, JP) 768932-3210 (white, JP)	768938-0110 (black, US) 768938-0210 (white, US) 768938-2110 (black, EU) 768938-2210 (white, EU) 768938-3110 (black, JP) 768938-3210 (white, JP)	768941-0110 (black, US) 768941-0210 (white, US) 768941-2110 (black, EU) 768941-2210 (white, EU) 768941-3110 (black, JP) 768941-3210 (white, JP)	808461-0110 (black, US, 120 V) 808461-0210 (white, US, 120 V) 808461-2110 (black, EU, 230 V) 808461-2210 (white, EU, 230 V) 808461-3110 (black, JP, 100 V) 808461-3210 (white, JP, 100 V)	808928-0110 (black, US, 120 V) 808928-0210 (white, US, 120 V) 808928-2110 (black, EU, 230 V) 808928-2210 (white, EU, 230 V) 808928-3110 (black, JP, 100 V) 808928-3210 (white, JP, 100 V)	808930-0110 (black, US, 120 V) 808930-0210 (white, US, 120 V) 808930-2110 (black, EU, 230 V) 808930-2210 (white, EU, 230 V) 808930-3110 (black, JP, 100 V) 808930-3210 (white, JP, 100 V)	41761	41760










# POWER AMPLIFIERS

	FreeSpace				PowerSpace			PowerSpace+	
	IZA 250-LZ	IZA 190-HZ	IZA 2120-LZ	IZA 2120-HZ	P4300A	P2600A	P21000A	P4150+	P4300+
									
<b>Unbalanced Inputs</b>	2 × stereo RCA	2 × stereo RCA	2 × stereo RCA	2 × stereo RCA	—	—	—	2 × stereo RCA	2 × stereo RCA
<b>Balanced Inputs</b>	1 × XLR/1/4-in TRS combo	1 × XLR/1/4-in TRS combo	2 × Euroblock	2 × Euroblock	4 × Euroblock	2 × Euroblock	2 × Euroblock	4 × Euroblock	4 × Euroblock
<b>Additional Inputs</b>	1 × balanced Euroblock (page) 1 × unbalanced 1/8-in TRS (auxiliary)	1 × balanced Euroblock (page) 1 × unbalanced 1/8-in TRS (auxiliary)	1 × balanced Euroblock (page) 1 × unbalanced 1/8-in TRS (auxiliary)	1 × balanced Euroblock (page) 1 × unbalanced 1/8-in TRS (auxiliary)	—	—	—	1 × Euroblock (page)	1 × Euroblock (page)
<b>Outputs</b>	2 × terminal block 1 × 400 Ω auxiliary, stereo RCA	1 × Euroblock 1 × 400 Ω auxiliary, stereo RCA	2 × Euroblock 1 × 400 Ω auxiliary, stereo RCA	2 × terminal block 1 × 400 Ω auxiliary, stereo RCA	4 × terminal block	2 × terminal block	2 × terminal block	4 × terminal block 1 × 600 Ω auxiliary, Euroblock 1 × auxiliary, Euroblock	4 × terminal block 1 × 600 Ω auxiliary, Euroblock 1 × auxiliary, Euroblock
<b>Onboard Signal Processing</b>	Analog: Input gain, output levels, routing, paging & selectable EQ presets	Analog: Input gain, output levels, routing, paging & selectable EQ presets	Analog: Volume, source selection, EQ, tone controls, paging/auxiliary routing with selectable EQ presets	Analog: Volume, source selection, EQ, tone controls, paging/auxiliary routing with selectable EQ presets	—	—	—	Digital: SmartBass, routing, level control, delays, limiters, Bose Professional loudspeaker EQs, input & area EQs	Digital: SmartBass, routing, level control, delays, limiters, Bose Professional loudspeaker EQs, input & area EQs
<b>Control</b>	Power, input select, tone controls, gain, level, mode DIP switch, EQ preset selector, page mic gain, output trims	Power, input select, tone controls, gain, level, mode DIP switch, EQ preset selector, page mic gain, output trim	Power, input select, tone controls, level, mode DIP switch, EQ preset selector, page mic gain, output trims	Power, input select, tone controls, level, mode DIP switch, EQ preset selector, page mic gain, output trims	Power, mode DIP switches, input sensitivity, input select, mute, output attenuators	Power, mode DIP switches, input select, mute, output attenuators	Power, mode DIP switches, input sensitivity, input select, mute, output attenuators	Power, remote input, mute, output attenuators programmed with web interface	Power, remote input, mute, output attenuators programmed with web interface
<b>User Controls Supported</b>	CC-1, CC-2	CC-1, CC-2	CC-1, CC-2	CC-1, CC-2	—	—	—	CC-1, CC-2, CC-3	CC-1, CC-2, CC-3
<b>Power, LZ @ 8 Ω</b>	2 × 25 W	—	2 × 60 W	—	4 × 300 W	2 × 600W	2 × 1000 W	4 × 150 W	4 × 300 W
<b>Power, HZ @ 70V/100V</b>	—	1 × 90 W	—	2 × 120 W	4 × 300 W	2 × 600 W	2 × 1000 W	4 × 150 W	4 × 300 W
<b>Amplink</b>	—	—	—	—	8 channels, RJ-45	8 channels, RJ-45	8 channels, RJ-45	—	—
<b>Dante</b>	—	—	—	—	—	—	—	—	—
<b>Dimensions</b> (Rack Space, H × W × D)	1RU × half-rack 45 × 214 × 310 mm 1.8 × 8.4 × 12.2 in	1RU × half-rack 45 × 214 × 310 mm 1.8 × 8.4 × 12.2 in	1RU 44 × 483 × 324 mm 1.7 × 19.0 × 12.8 in	1RU 44 × 483 × 324 mm 1.7 × 19.0 × 12.8 in	1RU 44 × 483 × 420 mm 1.7 × 19.0 × 16.5 in	1RU 44 × 483 × 420 mm 1.7 × 19.0 × 16.5 in	1RU 44 × 483 × 420 mm 1.7 × 19.0 × 16.5 in	1RU 44 × 483 × 420 mm 1.7 × 19.0 × 16.5 in	1RU 44 × 483 × 420 mm 1.7 × 19.0 × 16.5 in
<b>Net Weight</b>	2.2 kg (4.8 lb)	3.2 kg (7.0 lb)	4.1 kg (9.0 lb)	4.1 kg (9.0 lb)	6.6 kg (14.6 lb)	6.2 kg (13.7 lb)	6.6 kg (14.6 lb)	6.6 kg (14.6 lb)	6.6 kg (14.6 lb)
<b>Product Codes</b>	344871-1440 (US, 120 V) 344871-2440 (EU, 230 V) 344871-3440 (JP, 100 V) 344871-4440 (UK, 230 V) 344871-5440 (AU, 240 V)	344871-1430 (US, 120 V) 344871-2430 (EU, 230 V) 344871-3430 (JP, 100 V) 344871-4430 (UK, 230 V) 344871-5430 (AU, 240 V)	719782-1440 (US, 120 V) 719782-2440 (EU, 230 V) 719782-3440 (JP, 100 V) 719782-4440 (UK, 230 V) 719782-5440 (AU, 240 V)	719782-1430 (US, 120 V) 719782-2430 (EU, 230 V) 719782-3430 (JP, 100 V) 719782-4430 (UK, 230 V) 719782-5430 (AU, 240 V)	803288-1110 (US, 120 V) 803288-2110 (EU, 230 V) 803288-3110 (JP, 100 V) 803288-4110 (UK, 230 V) 803288-5110 (AU, 240 V)	803286-1110 (US, 120 V) 803286-2110 (EU, 230 V) 803286-3110 (JP, 100 V) 803286-4110 (UK, 230 V) 803286-5110 (AU, 240 V)	803287-1110 (US, 120 V) 803287-2110 (EU, 230 V) 803287-3110 (JP, 100 V) 803287-4110 (UK, 230 V) 803287-5110 (AU, 240 V)	810965-1110 (US, 120 V) 810965-2110 (EU, 230 V) 810965-3110 (JP, 100 V) 810965-4110 (UK, 230 V) 810965-5110 (AU, 240 V)	803289-1110 (US, 120 V) 803289-2110 (EU, 230 V) 803289-3110 (JP, 100 V) 803289-4110 (UK, 230 V) 803289-5110 (AU, 240 V)







# POWER AMPLIFIERS

	PowerShare		PowerShareX			PowerMatch	
	PS404D	PS604D	PSX1204D	PSX2404D	PSX4804D	PM8250N	PM8500N
							
<b>Balanced Inputs</b>	4 × Euroblock	4 × Euroblock	4 × Euroblock	4 × Euroblock	4 × Euroblock	8 × Euroblock	8 × Euroblock
<b>Expansion Slot</b>	—	—	—	—	—	1 slot, 4–24 channels, card-dependent	1 slot, 4–24 channels, card-dependent
<b>Outputs</b>	4 × Euroblock	4 × Euroblock	4 × Euroblock	4 × Euroblock	4 × Euroblock	Configurable 2–8 outputs, Euroblock	Configurable 2–8 outputs, Euroblock
<b>Onboard Signal Processing</b>	Digital: Matrix mixer, loudspeaker EQ, PEQ, limiters, delay, band pass, mute/output, polarity	Digital: Matrix mixer, loudspeaker EQ, PEQ, limiters, delay, band pass, mute/output, polarity	Digital: Matrix mixer, loudspeaker EQ, PEQ, limiter, delay, band pass	Digital: Matrix mixer, loudspeaker EQ, PEQ, limiter, delay, band pass	Digital: Matrix mixer, loudspeaker EQ, PEQ, limiter, delay, band pass	Digital: Matrix mixer, loudspeaker EQ, Input PEQ, limiters, delay, band pass, mute/output polarity inversion	Digital: Matrix mixer, loudspeaker EQ, Input PEQ, limiters, delay, band pass, mute/output polarity inversion
<b>Control</b>	Power, output attenuators, integrated DSP, ControlSpace Designer software	Power, output attenuators, integrated DSP, ControlSpace Designer software	Power, output/system configuration DIP switches, output attenuators, soft & hard reset, ControlSpace Designer software	Power, output/system configuration DIP switches, output attenuators, soft & hard reset, ControlSpace Designer software	Power, output/system configuration DIP switches, output attenuators, soft & hard reset, ControlSpace Designer software	LCD, ControlSpace Designer software	LCD, ControlSpace Designer software
<b>Computer Connection</b>	—	—	Ethernet (RJ-45)	Ethernet (RJ-45)	Ethernet (RJ-45)	USB, Ethernet (RJ-45)	USB, Ethernet (RJ-45)
<b>User Controls Supported</b>	CC-1D, CC-2D, CC-3D	CC-1D, CC-2D, CC-3D	—	—	—	CC-1D, CC-2D, CC-3D, CC-64	CC-1D, CC-2D, CC-3D, CC-64
<b>Power, LZ @ 4 Ω/8 Ω</b>	4 × 100 W @ 4 Ω/8 Ω	4 × 150 W @ 4 Ω/8 Ω	4 × 300 W @ 4 Ω/8 Ω	4 × 600 W @ 4 Ω/8 Ω	4 × 1200 W @ 4 Ω/8 Ω	8 × 250 W @ 4 Ω 8 × 250 W @ 8 Ω	8 × 500 W @ 4 Ω 8 × 300 W @ 8 Ω
<b>Power, HZ @ 70V/100V</b>	4 × 100 W @ 70V/100V	4 × 150 W @ 70V/100V	4 × 300 W @ 70V/100V	4 × 600 W @ 70V/100V	4 × 1200 W @ 70V/100V	4 × 400 W @ 70V 4 × 500 W @ 100V	4 × 800 W @ 70V 4 × 1000 W @ 100V
<b>Amplink</b>	—	—	—	—	—	24 channels, RJ-45, with card	24 channels, RJ-45, with card
<b>Dante</b>	4 channels, RJ-45	4 channels, RJ-45	4 channels, RJ-45	4 channels, RJ-45	4 channels, RJ-45	8 × 8 channels, RJ-45, with card	8 × 8 channels, RJ-45, with card
<b>Dimensions</b> (Rack Space, H × W × D)	1RU 44 × 483 × 414 mm 1.7 × 19.0 × 16.3 in	1RU 44 × 483 × 414 mm 1.7 × 19.0 × 16.3 in	1RU 45 × 483 × 358 mm 1.8 × 19.0 × 14.1 in	1RU 45 × 483 × 358 mm 1.8 × 19.0 × 14.1 in	1RU 45 × 483 × 358 mm 1.8 × 19.0 × 14.1 in	2RU 88 × 483 × 525 mm 3.5 × 19.0 × 20.7 in	2RU 88 × 483 × 525 mm 3.5 × 19.0 × 20.7 in
<b>Net Weight</b>	6.4 kg (14.1 lb)	6.4 kg (14.1 lb)	7.0 kg (15.4 lb)	7.0 kg (15.4 lb)	7.0 kg (15.4 lb)	12.9 kg (28.4 lb)	12.9 kg (28.4 lb)
<b>Product Codes</b>	813375-1310 (US, 120 V) 813375-2310 (EU, 230 V) 813375-3310 (JP, 100 V) 813375-4310 (UK, 230 V) 813375-5310 (AU, 240 V)	813403-1310 (US, 120 V) 813403-2310 (EU, 230 V) 813403-3310 (JP, 100 V) 813403-4310 (UK, 230 V) 813403-5310 (AU, 240 V)	876599-0100 (Americas & Europe) 878918-2130 (Asia Pacific) 878918-5110 (Australia)	876599-0200 (Americas & Europe) 878919-2130 Asia Pacific) 878919-5110 (Australia)	876599-0300 (Americas & Europe) 878920-2130 (Asia Pacific) 878920-5110 (Australia)	361810-1110 (US, 120 V) 361810-4110 (EU, 230 V) 361810-3110 (JP, 100 V) 361810-5110 (UK, 230 V) 361810-2110 (AU, 240 V)	343546-1110 (US, 120 V) 343546-4110 (EU, 230 V) 343546-3110 (JP, 100 V) 343546-5110 (UK, 230 V) 343546-2110 (AU, 240 V)





# SYSTEM PACKAGES

		AudioPack Pro (with In-Ceiling Loudspeakers)		AudioPack Pro (with Surface-Mount Loudspeakers)	
		C4W**	C6W†	S4W	S4B
					
		4 × FreeSpace FS2C loudspeakers 1 × FreeSpace IZA 190-HZ amplifier	6 × FreeSpace FS2C loudspeakers 1 × FreeSpace IZA 190-HZ amplifier	4 × FreeSpace FS2SE loudspeakers 1 × FreeSpace IZA 190-HZ amplifier	4 × FreeSpace FS2SE loudspeakers 1 × FreeSpace IZA 190-HZ amplifier
Loudspeakers	<b>Driver Components</b>	1 × 2.25-inch full-range	1 × 2.25-inch full-range	1 × 2.25-inch full-range	1 × 2.25-inch full-range
	<b>Power Handling</b> (Long-term)	20 W	20 W	20 W	20 W
	<b>Sensitivity</b> (SPL/1 W @ 1 m)	86 dB	86 dB	87 dB	87 dB
	<b>Max SPL</b> (SPL/1 W @ 1 m)	99 dB	99 dB	100 dB	100 dB
	<b>Freq Response</b> (-3 dB) <b>Freq Range</b> (-10 dB)	95 Hz – 16 kHz 83 Hz – 19 kHz	95 Hz – 16 kHz 83 Hz – 19 kHz	95 Hz – 16 kHz 83 Hz – 19 kHz	95 Hz – 16 kHz 83 Hz – 19 kHz
	<b>Nominal Impedance</b>	16 Ω in bypass, multiple transformer taps for 70V/100V operation; highest tap, 16W	16 Ω in bypass, multiple transformer taps for 70V/100V operation; highest tap, 16W	16 Ω in bypass, multiple transformer taps for 70V/100V operation; highest tap, 16W	16 Ω in bypass, multiple transformer taps for 70V/100V operation; highest tap, 16W
	<b>Coverage</b> (H × V, or Conical), 1 kHz – 4 kHz Average	150° conical	150° conical	145° × 140°	145° × 140°
	<b>Dimensions, Flush-Mount</b> (∅ × total D × ceiling D) <b>Dimensions, Surface-Mount</b> (H × W × D)	182 × 132 × 125 mm 7.2 × 5.2 × 4.9 in	182 × 132 × 125 mm 7.2 × 5.2 × 4.9 in	182 × 113 × 114 mm 7.1 × 4.4 × 4.5 in	182 × 113 × 114 mm 7.1 × 4.4 × 4.5 in
	<b>Net Weight</b>	1.63 kg (3.6 lb)	1.63 kg (3.6 lb)	1.43 kg (3.15 lb)	1.43 kg (3.15 lb)
	<b>Color Options</b>	White	White	White	Black
<b>Environmental</b>	Indoor	Indoor	IP55 outdoor, optional aluminum grille	IP55 outdoor, optional aluminum grille	
<b>Installation Accessories</b>	Included: hole template Optional: tile bridges (6-pack), rough-in pans (6-pack), ceramic terminal & fuse kit, retrofit kit	Included: hole template, tile bridges Optional: rough-in pans (6-pack), ceramic terminal & fuse kit, retrofit kit	Included: wall- & ceiling-mount U-bracket Optional: aluminum grille, wall-mount pan-&-tilt bracket, CMB S2 Ceiling Mount Bracket, ceramic terminal & fuse kit	Included: wall- & ceiling-mount U-bracket Optional: aluminum grille, wall-mount pan-&-tilt bracket, CMB S2 Ceiling Mount Bracket, ceramic terminal & fuse kit	
Amplifier	<b>Inputs</b>	2 × stereo RCA (unbalanced) 1 × XLR/1/4-in TRS combo (balanced) 1 × balanced Euroblock (page) 1 × unbalanced 1/8-in TRS (auxiliary)	2 × stereo RCA (unbalanced) 1 × XLR/1/4-in TRS combo (balanced) 1 × balanced Euroblock (page) 1 × unbalanced 1/8-in TRS (auxiliary)	2 × stereo RCA (unbalanced) 1 × XLR/1/4-in TRS combo (balanced) 1 × balanced Euroblock (page) 1 × unbalanced 1/8-in TRS (auxiliary)	2 × stereo RCA (unbalanced) 1 × XLR/1/4-in TRS combo (balanced) 1 × balanced Euroblock (page) 1 × unbalanced 1/8-in TRS (auxiliary)
	<b>Onboard Signal Processing</b>	Analog: Input gain, output levels, routing, paging, and selectable EQ presets	Analog: Input gain, output levels, routing, paging, and selectable EQ presets	Analog: Input gain, output levels, routing, paging, and selectable EQ presets	Analog: Input gain, output levels, routing, paging, and selectable EQ presets
	<b>Control</b>	Power, input select, tone controls, gain, level, mode DIP switch, EQ preset selector, page mic gain, output trims	Power, input select, tone controls, gain, level, mode DIP switch, EQ preset selector, page mic gain, output trims	Power, input select, tone controls, gain, level, mode DIP switch, EQ preset selector, page mic gain, output trims	Power, input select, tone controls, gain, level, mode DIP switch, EQ preset selector, page mic gain, output trims
	<b>User Controls Supported</b>	CC-1, CC-2	CC-1, CC-2	CC-1, CC-2	CC-1, CC-2
	<b>Dimensions</b> (Rack Space, H × W × D)	1RU × half-rack 45 × 214 × 310 mm 1.8 × 8.4 × 12.2 in	1RU × half-rack 45 × 214 × 310 mm 1.8 × 8.4 × 12.2 in	1RU × half-rack 45 × 214 × 310 mm 1.8 × 8.4 × 12.2 in	1RU × half-rack 45 × 214 × 310 mm 1.8 × 8.4 × 12.2 in
	<b>Net Weight</b>	3.2 kg (7.0 lb)	3.2 kg (7.0 lb)	3.2 kg (7.0 lb)	3.2 kg (7.0 lb)
	<b>Installation Accessories</b>	Optional: rack mount kit	Optional: rack mount kit	Optional: rack mount kit	Optional: rack mount kit
<b>Product Codes</b>	888473-2210 (EU, 230 V), 888473-2220 (UK, 230 V) 888473-5210 (AU, 240 V)	888472-1210 (NA, 120V)	888475-1210 (NA, 120 V), 888475-2210 (EU, 230 V) 888475-2220 (UK, 230 V), 888475-5210 (AU, 240 V)	888478-1110 (NA, 120 V), 888478-2110 (EU, 230 V) 888478-2120 (UK, 230 V), 888478-5120 (AU, 240 V)	

\*\* C4W available outside of North America only.  
† C6W available in North America only.

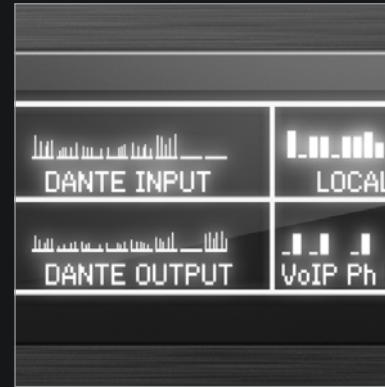
# VIDEOBARS



	VBI	VB-S
		
<b>Driver Components</b>	Stereo loudspeakers, ported enclosure	Mono loudspeaker, ported enclosure
<b>Amplifier Power</b>	20 W per channel, < 0.3% distortion over frequency range	15 W < 0.3% distortion over frequency range
<b>Max SPL</b> (SPL / 1 W @ 1 m)	89 dB (IEC 60268-5, mono input, wall-mounted)	86 dB (IEC 60268-5, mono input, wall-mounted)
<b>Freq Response</b> (-10 dB), Loudspeaker <b>Freq Response</b> (±3 dB), Microphone	85 – 20,000 Hz 20 – 15,000 Hz	90 – 20,000 Hz 20 – 15,000 Hz
<b>Pickup Range</b> , Microphone	6.0 m (19.7 ft)	4.0 m (13.1 ft)
<b>Camera Field of View</b> (Diag. × H × V)	123° × 115° × 81°	123° × 115° × 81°
<b>Camera Image Sensor</b>	8 MP	8 MP
<b>Camera Focus &amp; Zoom &amp; Positioning</b>	0.5 m (1.6 ft) to ∞, ≤ 5X digital zoom	0.5 m (1.6 ft) to ∞, ≤ 5X digital zoom
<b>Camera Positioning</b>	Group autoframing mode, digital pan-tilt-zoom (PTZ) with 3 configurable presets	Group & Individual autoframing modes, digital pan-tilt-zoom (PTZ) with 3 configurable presets
<b>Video Resolutions</b>	UHD 2160p (4K), 1080p, 720p, 960×480, 848×480, 640×480, 640×360, 432×240 (30 fps)	UHD 2160p (4K, separate USB 3.0 cable required), 1080p, 720p, 960×480, 848×480, 640×480, 640×360, 432×240 (30 fps)
<b>Video Encoding</b>	H.264, M-JPEG	H.264, M-JPEG
<b>Onboard Image Processing</b>	Camera & Video — Automatic white balance, automatic brightness, digital noise reduction Microphone — Static and adaptive dynamic beam-forming, 3 exclusion zones, stereo acoustic echo cancellation (AEC), digital noise suppression	Camera & Video — Automatic white balance, automatic brightness, digital noise reduction Microphone — Static and adaptive dynamic beam-forming, 3 exclusion zones, acoustic echo cancellation (AEC), digital noise suppression
<b>Connectors</b>	1 × USB Type-C® (to host computer with DisplayLink driver, USB 3.0 UAC, UVC, HID) 1 × RJ-45 (1 Gbps Ethernet) 1 × HDMI output (to display from host computer) 1 × 3.5 mm (1/8-in) TRS input 1 × 2-pin Euroblock <i>Bluetooth</i> 4.2 HSP, A2DP, AVRCP, BLE	1 × USB Type-C® (to host computer, USB 3.0 UAC, UVC, HID) <i>Bluetooth</i> 4.2 HSP, A2DP, AVRCP, BLE
<b>Network</b>	Wired: RJ-45, 1 Gbps Ethernet (IEEE 802.3) Wireless: Wi-Fi 802.11ac	Wireless: Wi-Fi 802.11ac
<b>Configuration/Control Software</b>	Videobar Configuration — single-device configuration (Windows, macOS, or via web browser when connected to Videobar) Videobar Administration — multi-device configuration (Windows) Videobar Mobile — end-user control	Videobar Configuration — single-device configuration (Windows, macOS, or via web browser when connected to Videobar) Videobar Administration — multi-device configuration (Windows) Videobar Mobile — end-user control
<b>User Controls Supported</b>	Infrared remote control (included), Videobar Mobile app, Mute & <i>Bluetooth</i> buttons on side panel	Infrared remote control (included), Videobar Mobile app
<b>Installation Technology</b>	Table stand with hardware (included), wall-mount kit with hardware (included), ¼"-20 threaded insert on underside of table stand	Table stand with hardware (included), mounting bracket with hardware (included), ¼"-20 threaded insert on underside of device
<b>Installation Accessories</b>	Optional: display mounting kit, mud ring, right-angle USB 3.1 cable	Optional: display mounting kit, mud ring
<b>Dimensions</b> (H × W × D)	686 × 48 × 96 mm (27.0 × 1.9 × 3.8 in)	267 × 48 × 87 mm (10.5 × 1.9 × 3.4 in)
<b>Net Weight</b>	2.5 kg (5.6 lb)	1.0 kg (2.1 lb)
<b>Product Codes</b>	842415-1110 (US, 120 V), 842415-2110 (EU, 230 V), 842415-3110 (JP, 100 V), 842415-4110 (UK, 240 V), 842415-5110 (AU, 240 V)	868751-1110 (US, 120 V), 868751-2110 (EU, 230 V), 868751-3140 (JP, 100 V), 868751-2120 (UK, 240 V), 868751-5110 (AU, 240 V), 868751-2130 (IN, 230 V), 868750-0100 (CN, no power cord)

**BOSE**

**PROFESSIONAL**



**BoseProfessional.com**

© 2024 Transom Post OpCo LLC. ArenaMatch, ControlSpace, DesignMax, EdgeMax, FreeSpace, PowerSpace, PowerMatch, SmartBass, ShowMatch, and Videobar are trademarks of Transom Post OpCo LLC. Acoustimass, Bose, and PhaseGuide are trademarks of Bose Corporation. The Bluetooth® word mark and logos are registered trademarks owned by Bluetooth SIG, Inc. and any use of such marks by Bose Professional is under license. Dante® is a registered trademark of Audinate Pty Ltd. DisplayLink® is the registered trademark of DisplayLink Corp. in the EU, the US, and other countries. The terms HDMI and HDMI High-Definition Multimedia Interface, and the HDMI logo are trademarks or registered trademarks of HDMI Licensing Administrator, Inc. macOS is a trademark of Apple Inc., registered in the U.S. and other countries and regions. USB Type-C® is a registered trademark of USB Implementers Forum. Wi-Fi is a registered trademark of Wi-Fi Alliance®. Zoom and the Zoom logo are trademarks of Zoom Video Communications, Inc., registered in the U.S. and other countries. All other trademarks are the property of their respective owners.